

Corival Pediatric

Easy accessible and approachable for children



Highlights

Reliable and reproducible stress tests

The experience of professionals who calibrate many ergometers showed that the Lode ergometers are the most reliable across the complete workload and rpm range and still within specifications even after many years of intensive use.

High standards

Lode is a socially and environmentally responsible company. All Lode products are RoHS/WEE compliant and Lode is ISO 9001:2003, ISO 13485:2008 and FDA 510K certified. All medical products comply to MDD 93/42/EEC, incl. IEC 60601-1.

Rotatable handlebar

The handlebar can be rotated 360 degrees and is constructed in such a way that the test subject can sit comfortably at every seating height. This design makes a height-adjustable handlebar redundant.

Various test modes

Besides the hyperbolic (rpm-independent) mode that is used most of the time, the standard control unit offers several other test modes, like the fixed torque mode and the linear mode. These modes can be used in both manual and terminal mode.

Multifunctional

The ergometer can be used in various ergometry settings, enabling a multifunctional deployment.



Corival Pediatric

Easy accessible and approachable for children



The special design of the Corival Pediatric guarantees easy access and ergometry testing of children. The ergometer is standard supplied with a communication module and can therefore be easily controlled by all known stress ECG and pulmonary devices in the world. The workload, rpm and time can be readout from the 7" colour display. The Corival has an eddy current electro-magnetic braking mechanism. The biggest advantage of this system is the accuracy which is one of the most important Lode principles. With this ergometer, the stress tests performed are reliable and reproducible. The workload is adjustable in a range of 7 to 1000 watt.

A USB A-B cable for service purposes as well as connecting to ECG and pulmonary testing devices will be standard delivered with the product. To connect older ECG and pulmonary testing devices with RS232 or other connectors you need a special interface cable that can be ordered separately.

Features



Child friendly design

The special design of this ergometer makes it easy accessible and approachable for children.



Compatible with ECG and pulmonary devices

The Lode ergometers have digital interfaces and can be controlled easily by all known stress ECG and pulmonary devices available in the world. This is one of the reasons why the Lode ergometers are very popular worldwide.

**7
watt**

Extreme low start up load

The extreme low start-up load of 7 watts and the adjustability in small steps of 1 watt make this ergometer perfectly suitable for many different applications. The standard control unit shows multiple ergometry parameters and you can determine your specific default setting and start-up menu.



Low noise

Due to accurate manufacturing and the careful choice of materials the product has an extremely low noise level.



Accurate over a long period of time

The Lode ergometers are supplied with an electro-magnetic braking mechanism of Lanooy (eddy current). The biggest advantage of this braking system compared to a friction braking system is the absolute accuracy and the accuracy over time. Moreover, friction braking systems have more wearing parts.

**1
watt**

Small adjustment steps

The workload of the Lode ergometers is adjustable in steps of only 1 watt. Depending on your wishes, the test operator or the test subject can adjust the workload. The steps of 1 watt are possible in the manual mode as well as within protocols.

**Service
friendly**

Service friendly ergometer







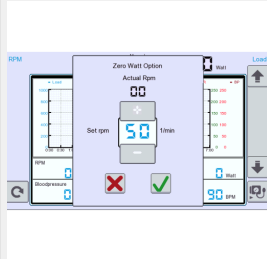







Lode ergometers are very service friendly. In general, total costs for spare parts are so low that they are negligible. Furthermore, most options are so easy to install and firmware is so easy to update that labor costs are minimal. Moreover, the ergometer can be cleaned easily.

Corival Pediatric

Easy accessible and approachable for children



Corival Pediatric can a.o be extended with the following options:

| | | | | |
|--|---|--|--|---|
| <p>Add program function to 7" touch screen for ergometer Easily programmable</p>  <p>Partnumber: U945835</p> | <p>Blood Pressure with ECG trigger for bicycle ergometer with ECG trigger</p>  <p>Partnumber: 945828</p> | <p>SpO2 for control unit with touch panel (bicycle) Saturation and heart rate</p>  <p>Partnumber: 945823</p> | <p>Heart rate for bicycle ergometers Heart rate in beats per minute</p>  <p>Partnumber: 945821</p> | <p>Ambient sensor pack Check environmental conditions during test</p>  <p>Partnumber: 945827</p> |
| <p>Adjustable cranks Optimal force application</p>  <p>Partnumber: 928804</p> | <p>0-Watt start-up system Lowest possible startup power</p>  <p>Partnumber: 960805</p> | <p>Easy saddle exchange option - Corival Fast change of saddle to suit all users</p>  <p>Partnumber: 960807</p> | <p>Pedal shoes pediatric (pair) Pedal shoes for children</p>  <p>Partnumber: 917833</p> | <p>Arm support Arterial line possible</p>  <p>Partnumber: 906814</p> |
| <p>Network Module Easy networking with LEM and LCRM</p>  <p>Partnumber: 945851</p> | <p>USB to Serial converter Easy connection</p>  <p>Partnumber: 226012</p> | <p>RS232 cable Easy connection</p>  <p>Partnumber: 930911</p> | <p>Transportwheel for Corival Easy transportation indoors</p>  <p>Partnumber: 960801</p> | |

Corival Pediatric

Easy accessible and approachable for children



Specifications

Workload

| | |
|---|---------|
| Minimum load | 7 W |
| Maximum peak load | 1000 W |
| Minimum load increments | 1 W |
| Maximum continuous load | 750 W |
| Hyperbolic workload control | ✓ |
| Linear workload control | ✓ |
| Fixed torque workload control | ✓ |
| Maximum rpm independent constant load | 150 rpm |
| Minimum rpm independent constant load | 30 rpm |
| Optional heart rate controlled workload | ✓ |
| Electromagnetic "eddy current" braking system | ✓ |
| Dynamic calibration | ✓ |
| Power range at maximum rpm (maximum) | 1000 W |

Accuracy

| | |
|--------------------------------------|-----|
| Workload accuracy below 100 W | 3 W |
| Workload accuracy from 100 to 500 W | 3 % |
| Workload accuracy from 500 to 1000 W | 5 % |

Comfort

| | | |
|---|--------|-----------|
| Minimum leg length user (incl. adjustable pedals) | 459 mm | 18.1 inch |
| Allowed user weight | 180 kg | 396.8 lbs |
| Handlebar adjustment angle | 360 ° | |

User Interface

| | |
|--------------------------------------|---|
| Readout Distance | ✓ |
| Readout RPM | ✓ |
| Readout Heartrate | ✓ |
| Readout target HR | ✓ |
| Readout Energy | ✓ |
| Readout Torque | ✓ |
| Readout Time | ✓ |
| Readout Power | ✓ |
| Set Display | ✓ |
| Set Resistance | ✓ |
| Set P-Slope | ✓ |
| Set Mode | ✓ |
| Manual operation mode | ✓ |
| Preset protocol operation mode | ✓ |
| Terminal operation mode | ✓ |
| Selfdesigned protocol operation mode | ✓ |

Order info

Partnumber: 960903

*Specifications are subject to change without notice.

Dimensions

| | | |
|---------------------|--------|-----------|
| Product length (cm) | 105 cm | 41.3 inch |
| Product width (cm) | 46 cm | 18.1 inch |
| Product height | 98 cm | 38.6 inch |
| Product weight | 58 kg | 127.9 lbs |

Power requirements

| | |
|--|------------|
| V AC | 100-240V V |
| Phases | 1 |
| Frequency | 50/60 Hz |
| Power consumption | 160 W |
| Power cord IEC 60320 C13 with CEE 7/7 plug | ✓ |
| Power cord NEMA | ✗ |

Standards & Safety

| | |
|--------------------------|---|
| IEC 60601-1:2012 | ✓ |
| ISO 13485:2003 compliant | ✓ |
| ISO 9001:2008 compliant | ✓ |

Certification

| | |
|---------------------------------------|---|
| CE class Im according to MDD93/42/EEC | ✓ |
| CTüVus according to NRTL | ✓ |
| CB according to IECEE CB | ✓ |